



**IT IS GENERALLY RECKONISED WORLDWIDE,  
THAT FAVOURITES WIN 35% OF THE RACES.  
WE HAVE FOUND AWAY TO GET 52%  
OF THEM TO WIN!**

Thanks for joining us here today.

This method is amazingly effective and simple, but we know many will not use it as it is boring, no high-priced winners, **however excellent at making money.**

Right off the bat, we use betfair prices and the Betfair markets to make our final decision.

You can use TAB or Bookies, but you will find some horses will miss the price cut on them.

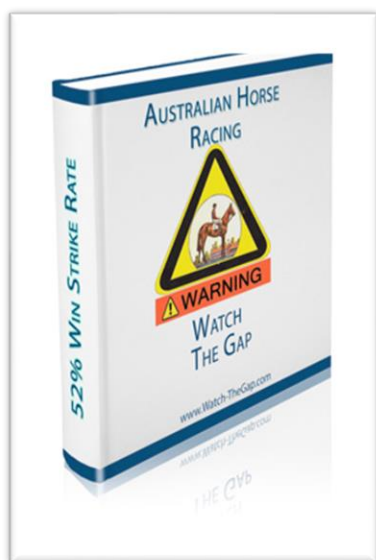
OK, why are we giving you a strategy we could sell for \$50.00 easily?

Well, it is not that we love you. not seriously, we know that we have some tools that will help you use this method, so hopefully you will see their benefit and grab them.

Plus, if you have friends that bet, then maybe you will send them this pdf, or better still, send them to our site: [www.watch-thegap.com](http://www.watch-thegap.com)

OK, we will send you more on this method and tools to help, however remember you can use this without our helpful tools.

**Let us Spill the Beans, on the 52% Strike Rate Horse Method.**



Do not dismiss it because of the simple selection method you have see the results. And at the end of this PDF, we will list the horses for the month we showed you.

You will not need to write the four rules down as they are amazingly simple.

These selections have shown a 52%-win strike rate over 31 days of testing.

## The Rule.

1. Only Australian Racing Gallops (Thoroughbred only) No Pacing or Trots.
2. The odds range we will accept is inclusive 2.00 to 3.50 (betfair odds). If you use bookies, you will get less quality selections.
3. The race is to re visited to see if it qualifies at 20 seconds before the official start time.
4. The Odds of the Favourite must be 3.00 points (or dollars) lower than the second favourite. So, if the 1<sup>st</sup> Favourite is 2.50 then the second favourite must be 5.50 or higher. As you can see a 3.00 gap. Hence the Name of the strategy **Watch the Gap**.

*That is the rules of "Watch the Gap."*

What we are looking for is a Strong Favourite that the public are supporting and is at Betfair odds of \$2.00 or better and has the \$3.00 buffer.

Yes, it means watching the racing, however with tools like **ANZ Horse Ratings**, you can run a report in the morning, and it will highlight the races that are likely to have Favourites that will qualify.



This software you can set it to show horses (Favourites) price difference to the second fav, and the time of the report, the prices are live, so you can check anytime.

This is an immense help in using the Watch the Gap approach.

[See More Click Here.](#)

### Staking Can Make a Big Difference.

(Like holidaying in Bali as opposed to Europe.)

Just Look at the same 163 selections using the Diabolical Staking Plan.

Staking Plan	ROI	Spend	Profit
Diabolical Quartet	74%	652	485
Diabolical Triple	63%	489	308.99
Diabolical Doubles	36%	326	118.94
Level Staking	27%	163	43.46

**The Best Return on Money:**

**Diabolical Quartet is 74% ROI**

Followed By Triple at 63%  
And Diabolical Doubles at 36%

Level Staking made 27% ROI.



## Well, that is fine but is it riskier?

Well, hello we are at the end of the day we are gambling, however, look at the risk ratio in the next graph.



You can see the return on risk on the righthand side of the graph the green line tells the story, yes level staking risk to reward was a very high 927% which means we made \$9.27 for every dollar of our own money we risked. We are only risking \$4.69 of our own money, the rest was the winnings we keep staking.

The next was Diabolical Quartet. 624%, so that was \$6.24 for every dollar we risked.

However, if we look at the traditional way of reporting Return on Investments.

**Level Staking ROI was 27%**, every time we bet \$1.00, we made .27 cents profit.

**Diabolical Doubles:** ROI was 36%

**Diabolical Triples:** ROI 63%

**Diabolical Quartet:** ROI 74% so this was a clear winner. Making 74 cents profit on every dollar

## What are Diabolical Doubles, triples, and quartet?

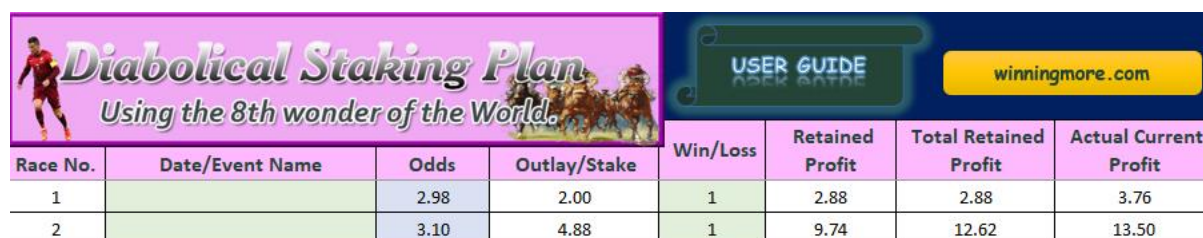
Glad you asked.

It is a staking on races from one to the next and keeping a little spare in case the next race loses.

**Diabolical Double:** We are looking for two winning races in a row.

So, we invest 2.00 on the first race it wins at say 2.98, we collect \$3.76 (allows for commission) = Then on the next race we out lay \$4.88= If the horse wins the second race at 3.10, we collect a Profit \$13.50

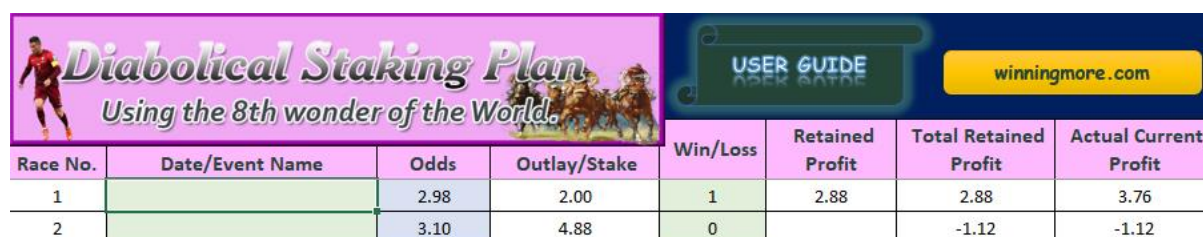
See Pic below.



The screenshot shows the 'Diabolical Staking Plan' interface with a 'USER GUIDE' button and a 'winningmore.com' logo. Below the header is a table with the following data:

Race No.	Date/Event Name	Odds	Outlay/Stake	Win/Loss	Retained Profit	Total Retained Profit	Actual Current Profit
1		2.98	2.00	1	2.88	2.88	3.76
2		3.10	4.88	1	9.74	12.62	13.50

If the second bet loses, we lose only \$1.22



The screenshot shows the 'Diabolical Staking Plan' interface with a 'USER GUIDE' button and a 'winningmore.com' logo. Below the header is a table with the following data:

Race No.	Date/Event Name	Odds	Outlay/Stake	Win/Loss	Retained Profit	Total Retained Profit	Actual Current Profit
1		2.98	2.00	1	2.88	2.88	3.76
2		3.10	4.88	0		-1.12	-1.12




So, you can see with our high strike rate we get a lot of doubles.

In fact, we got 29 Doubles in the 163 races.




**Diabolical Triples:**

Yes, you guessed it three winning races in a row.

If three wins: Outlay \$9.00 Profit= \$52.86

							
Race No.	Date/Event Name	Odds	Outlay/Stake	Win/Loss	Retained Profit	Total Retained Profit	Actual Current Profit
1		2.80	3.00	1	2.71	2.71	5.13
2		2.90	8.42	1	7.60	10.31	20.33
3		3.10	16.31	1	32.53	42.84	52.86

If two win and not the last race:

							
Race No.	Date/Event Name	Odds	Outlay/Stake	Win/Loss	Retained Profit	Total Retained Profit	Actual Current Profit
1		2.80	3.00	1	2.71	2.71	5.13
2		2.90	8.42	1	7.60	10.31	20.33
3		3.10	16.31	0		4.02	4.02

Still occasional eke out a small profit. In the case above \$4.02 so we saved our outlay and made money.

**We had 15 Triples on the 163 races. Three of them in a row.**

**Diabolical Quartet:**

Four winning races in a row:

							
Race No.	Date/Event Name	Odds	Outlay/Stake	Win/Loss	Retained Profit	Total Retained Profit	Actual Current Profit
1		2.50	4.00	1	2.43	2.43	5.70
2		3.10	11.28	1	7.26	9.69	28.19
3		2.40	28.08	1	16.92	26.61	65.54
4		2.90	42.82	1	77.29	103.90	142.83

Nice return \$142.83, outlay \$4.00 a race.

If the last race fails. We still make \$22.72 Profit.

							
Race No.	Date/Event Name	Odds	Outlay/Stake	Win/Loss	Retained Profit	Total Retained Profit	Actual Current Profit
1		2.50	4.00	1	2.43	2.43	5.70
2		3.10	11.28	1	7.26	9.69	28.19
3		2.40	28.08	1	16.92	26.61	65.54
4		2.90	42.82	0		22.72	22.72

**We managed to snare, six quartets in the 163 races.**

[See More on Diabolical Staking Click Here](#)

Or Cut and Paste: <https://www.diabolicalstaking.com>

OK, here is another staking approach.

### Avalanche Staking:



No. of Bet	163	Win Ratio	52%	Avg Win Div	2.48	Total Bet	467.00	Total Profit	124.29	ROI	26.61%	Current Bank	224.29
------------	-----	-----------	-----	-------------	------	-----------	--------	--------------	--------	-----	--------	--------------	--------

Around the same ROI as Level Staking at 26.61%

And you can see the average win dividend is \$2.48

[See more on Avalanche Staking Click Here](#)

Or cut and paste <https://www.avalanche-staking.com>

### What about, Flat Plus Staking?



This staking plan is better at higher odds; however, it made 30% ROI, and used \$28.00 of our cash as the lowest draw down.

Improved ROI on level staking by 3%

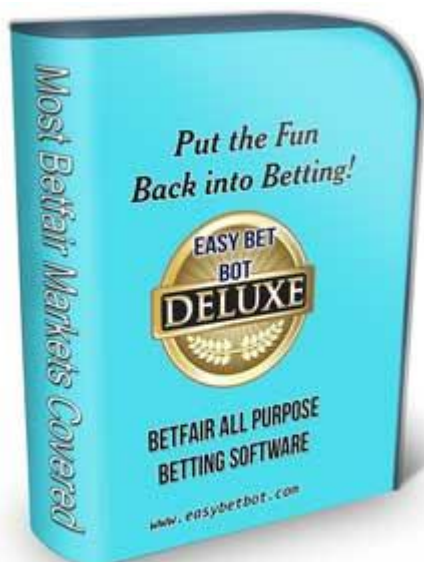
No. of Bets	163	Total Bet Amount	308.00	Win Rate	52%	Overall Profit	90.92	ROI	30%
-------------	-----	------------------	--------	----------	-----	----------------	-------	-----	-----

***Our staking \$200.00 bank ended the month with \$90.92 Profit.***

Find Out more on the [Flat Plus Staking Method Click Here](#)

Or cut and paste: <https://flatplusstaking.com>

Another handy tool would be our Easy Bet Bot Deluxe.



Why would this be a great tool to you for this strategy.

1. It can bet under the \$5.00 minimum limit in the Australian market. Yes, clients in Australia still have a \$5.00 minimum bet. As I write this in October 2022.
2. The other huge advantage is it **sorts the favourite order**, so it is easy to check the races to see how the gap is

going.

Logout		Horses		API requests/sec		0.5	
		Dogs		00:19:49		Sort	
Wagga (AUS) 25th Oct - 15:59 R3 2270m Pace M				132%	84%	u	
5. Dalvey Robyn	1.56 10	1.57 3	1.62	1.87 41	1.89 100	1.91 147	
4. Babyitscold	6.6 1	6.8 6	7 2	14 2	15.5 4	16.5 9	
10. Rock the Nation	7 23	7.2 6	7.4 5	17.5 2	19 1	19.5 2	
1. Im Feeling Firey	5.4 1	7.6 2	8 2	13 2	14 3	14.5 3	
2. Bomani	10.5	11 5	11.5 1	29 2	32 4	34 4	
7. Shades Of Heaven	10 19	10.5 15	11 4	28 2	30 1	32 2	
8. Red Rock	15.5 15	17 7	17.5 5	65 2	85 5	100 6	
	27	29	30	140	150	170	

Favourite order.  
Fast and easy to  
see the odds gap.

The Betfair interface does not have this.



The bot does have other features however they are not relevant to this strategy.

[Click Here to See More on The Easy Bet Bot and Easy bet Bot Deluxe.](#)

Or cut and paste <http://www.easybetbot.com>

OK, here is a summary of the month's selections we have been talking on.



### Watch The Gap Selections: 21st September 2022 to 23rd October,



Track	Date	Name	Back Odd	Winner	Net	Level Stake Bank	Dia-2	Dia-2 Bank	Dia-3	Dia-3 Bank	Dia-4	Dia-4 Bank
Canterbury R	20220921	PARISAL	2.36	P	-1.00	-1.00	-2.00	-2.00	-3.00	-3.00	-4.00	-4.00
Canterbury R	20220921	CINDERELLA DAYS	2.66	P	-1.00	-2.00	-2.00	-4.00	-3.00	-6.00	-4.00	-8.00
Belmont R1	20220921	AIYZA	2	W	0.95	-1.05		-4.00		-6.00		-8.00
Belmont R2	20220921	RED HOT GOODS	2.08	W	1.03	-0.02	5.95	1.95		-6.00		-8.00
Bendigo R7	20220921	BLOW IN	2.18	L	-1.00	-1.02	-2.00	-0.05	-1.15	-7.15	-4.15	-12.15
Gawler R5	20220921	DEEVINE	2.86	W	1.77	0.74		-0.05		-7.15		-12.15
Moe R1	20220922	VALKYON	2.72	L	-1.00	-0.26	-1.23	-1.28	-3.23	-10.38	-5.23	-17.38
Hawkesbury	20220922	DOLPHINA	3.4	L	-1.00	-1.26	-2.00	-3.28	-3.00	-13.38	-4.00	-21.38
Goulburn R6	20220923	SELOUS	2.08	W	1.03	-0.23		-3.28		-13.38		-21.38
Ewan R5	20220923	TYCOON BEAU	2.02	W	0.97	0.74	5.95	2.67		-13.38		-21.38
Benalla R7	20220923	IMA SHELBY	2.08	L	-1.00	-0.26	-2.00	0.67	-0.96	-14.34	-3.96	-25.34
Scone R9	20220923	OSTRACISED	2.02	W	0.97	0.71		0.67		-14.34		-25.34
Moonee Valley	20220923	ENGLISH RIVIERA	3.4	P	-1.00	-0.29	-2.03	-1.36	-4.03	-18.37	-5.97	-31.31
Moonee Valley	20220923	CLEMENCEAU	2.28	P	-1.00	-1.29	-2.00	-3.36	-3.00	-21.37	-4.00	-35.31
Moonee Valley	20220923	TIJUANA	2.52	W	1.44	0.15		-3.36		-21.37		-35.31
Canberra R3	20220924	SKY DIAMONDS	2.1	L	-1.00	-0.85	-1.56	-4.92	-3.56	-24.93	-5.56	-40.87
Toowoomba	20220924	UNCLE RUSS	2.22	L	-1.00	-1.85	-2.00	-6.92	-3.00	-27.93	-4.00	-44.87

Newcastle R B	20220924	PERICLES	2.3	W	1.24	-0.61		-6.92		-27.93		-44.87
Morphettville	20220924	POMPEII EMPIRE	2.5	L	-1.00	-1.61	-1.77	-8.69	-3.77	-31.70	-5.77	-50.64
Longreach R B	20220924	RAPIDS	2.42	W	1.35	-0.27		-8.69		-31.70		-50.64
Rosehill R8	20220924	IN SECRET	2.46	P	-1.00	-1.27	-1.65	-10.34	-3.65	-35.35	-5.65	-56.29
Newcastle R 7	20220924	PERFECT THOUGH	2.48	L	-1.00	-2.27	-2.00	-12.34	-3.00	-38.35	-4.00	-60.29
Gold Coast R	20220924	FORGET ROMANC	2.66	W	1.58	-0.69		-12.34		-38.35		-60.29
Toowoomba	20220924	MANHOOD	2.16	P	-1.00	-1.69	-1.42	-13.76	-3.42	-41.77	-5.42	-65.71
Devonport R	20220925	WARICA	2.44	P	-1.00	-2.69	-2.00	-15.76	-3.00	-44.77	-4.00	-69.71
Bathurst R1	20220925	WANDJINA SPIRIT	2.02	L	-1.00	-3.69	-2.00	-17.76	-3.00	-47.77	-4.00	-73.71
Sunshine Co a	20220925	INVINOVICH	2.6	W	1.52	-2.17		-17.76		-47.77		-73.71
Yeppoon R4	20220927	DIAMOND MONE	2.02	W	0.97	-1.20	7.42	-10.34		-47.77		-73.71
Grafton R6	20220927	MISS SUPER	2.32	W	1.25	0.05		-10.34	26.93	-20.84		-73.71
Sunshine Co a	20220928	COUNT DA BEANS	2.14	P	-1.00	-0.95	-1.75	-12.09	-3.00	-23.84	12.67	-61.04
Sunshine Co a	20220928	WIN BURN	2.82	P	-1.00	-1.95	-2.00	-14.09	-3.00	-26.84	-4.00	-65.04
Gatton R2	20220929	GRAPHITE MIST	2.44	W	1.37	-0.58		-14.09		-26.84		-65.04
Geelong R2	20220929	YAKI ISHI	2.42	W	1.35	0.77	8.63	-5.46		-26.84		-65.04
Hawkesbury	20220929	SILVANITO	2.3	W	1.24	2.01		-5.46	30.89	4.05		-65.04
Gatton R4	20220929	I KNOW DAT	3.45	L	-1.00	1.01	-1.73	-7.19	-3.00	1.05	14.66	-50.38
Gatton R6	20220929	JIMMY NEUTRON	2.6	L	-1.00	0.01	-2.00	-9.19	-3.00	-1.95	-4.00	-54.38
Kalgoorlie R5	20220929	RECALLED	2.14	W	1.08	1.09		-9.19		-1.95		-54.38
Ballarat R2	20220930	STARZ BARWON	2.12	W	1.06	2.15	6.51	-2.68		-1.95		-54.38
Dubbo R5	20220930	HURN COURT	2.04	P	-1.00	1.15	-2.00	-4.68	-0.53	-2.48	-3.53	-57.91
Dubbo R6	20220930	BRIDGES TO BABY	2.68	P	-1.00	0.15	-2.00	-6.68	-3.00	-5.48	-4.00	-61.91
Townsville R	20220930	JOHNNY THUNDE	3.35	L	-1.00	-0.85	-2.00	-8.68	-3.00	-8.48	-4.00	-65.91
Moonee Valley	20220930	FOXY CLEOPATRA	2.4	W	1.33	0.48		-8.68		-8.48		-65.91

Eagle Farm R	20221001	OTYRAR	2.64	W	1.56	2.04	9.41	0.73		-8.48		-65.91
Murtoa R2	20221001	GARZA BLANCA	2	W	0.95	2.99		0.73	29.51	21.03		-65.91
Flemington R	20221001	GIGA KICK	2.18	W	1.12	4.11	6.33	7.06		21.03	79.31	13.40
Morphettville	20221001	LAFARGUE	2.94	L	-1.00	3.11	-2.00	5.06	-3.88	17.15	-4.00	9.40
Kalgoorlie R5	20221001	PRIZE PURSUIT	2.08	W	1.03	4.14		5.06		17.15		9.40
Morphettville	20221001	STADIUM LIGHT	3.1	W	2.00	6.13	10.08	15.14		17.15	-1.88	7.52
Kalgoorlie R6	20221001	EXCELLENT DREAM	2.56	P	-1.00	5.13	-2.00	13.14	1.12	18.27	-4.00	3.52
Morphettville	20221001	EL SALTO	3	L	-1.00	4.13	-2.00	11.14	-3.00	15.27	-4.00	-0.48
Grafton R2	20221002	BRAITHWAITE	2.3	L	-1.00	3.13	-2.00	9.14	-3.00	12.27	-4.00	-4.48
Sunshine Co a	20221002	LORD VINNIE	2.1	W	1.05	4.18		9.14		12.27		-4.48

Narrandera	R	20221002	SNAPPY JIM	2	W	0.95	5.13	5.93	15.07		12.27		-4.48
Narrandera	R	20221002	SMOKIN COD	2.16	W	1.10	6.23		15.07	21.76	34.03		-4.48
Northam R2		20221002	SENTIMENTAL BE	2.18	L	-1.00	5.23	-1.96	13.11	-3.00	31.03	6.49	2.01
Grafton R8		20221002	BETTER EXPLAIN	2.22	P	-1.00	4.23	-2.00	11.11	-3.00	28.03	-4.00	-1.99
Narrandera	R	20221002	DESHAWN	2.86	W	1.77	6.00		11.11		28.03		-1.99
Pakenham R	5	20221003	DILLINGER	2.6	P	-1.00	5.00	-1.23	9.88	-3.23	24.80	-5.23	-7.22
Pakenham R	6	20221003	RUSSIAN DANCER	2.4	W	1.33	6.33		9.88		24.80		-7.22
Pakenham R	8	20221003	ASTERNA VILLA	3.5	L	-1.00	5.33	-1.67	8.21	-3.67	21.13	-5.67	-12.89
Pakenham R	9	20221003	DRAFT DAY	2.08	W	1.03	6.35		8.21		21.13		-12.89
Gawler R8		20221003	GOOD APPROACH	3.2	W	2.09	8.44	10.08	18.29		21.13		-12.89
Sale R3		20221005	BOOBOO BOOGIE	3.45	P	-1.00	7.44	-2.00	16.29	1.31	22.44	-1.69	-14.58
Launceston	R	20221005	PIIINK BEAUTY	2.24	W	1.18	8.62		16.29		22.44		-14.58
Launceston	R	20221005	EAGLE STREET	3.05	P	-1.00	7.62	-1.82	14.47	-3.82	18.62	-5.82	-20.40
Launceston	R	20221005	NEEDS TOASTING	2.54	W	1.46	9.09		14.47		18.62		-20.40
Mornington		20221006	STAUNCH	2.48	L	-1.00	8.09	-1.59	12.88	-3.54	15.08	-5.54	-25.94
Mornington		20221006	AIRCLASH	2.8	W	1.71	9.80		12.88		15.08		-25.94
York R9		20221006	YEMEN LASS	2.3	W	1.24	11.03	9.24	22.12		15.08		-25.94
Port Macquarie		20221007	EDGE OF REWARD	2.06	P	-1.00	10.03	-2.00	20.12	2.48	17.56	-0.52	-26.46
Cloncurry R3		20221007	THE BROTHERHOOD	2.62	W	1.54	11.57		20.12		17.56		-26.46
Cloncurry R7		20221007	SIR EAGLE	2.96	W	1.86	13.43	11.53	31.65		17.56		-26.46
Gold Coast R		20221008	RAPID OUTLAW	2.82	W	1.73	15.16		31.65	47.86	65.42		-26.46
Eagle Farm R		20221008	SUNDAY MAIL	2.02	L	-1.00	14.16	-1.27	30.38	-3.00	62.42	25.98	-0.48
Port Macquarie		20221008	SUMMIT SPECIAL	2	L	-1.00	13.16	-2.00	28.38	-3.00	59.42	-4.00	-4.48
Morphettville		20221008	WAY TO GO PAUL	3	L	-1.00	12.16	-2.00	26.38	-3.00	56.42	-4.00	-8.48
Port Macquarie		20221008	AUZSTAR	3.2	W	2.09	14.25		26.38		56.42		-8.48
Randwick R6		20221008	OPAL RIDGE	2.64	W	1.56	15.81	12.11	38.49		56.42		-8.48
Manangatang		20221008	HAY CLIFFY	2.9	W	1.81	17.61		38.49	48.53	104.95		-8.48
Caulfield R7		20221008	ANAMOE	2.32	W	1.25	18.87	9.64	48.13		104.95	135.90	127.42
Gold Coast R		20221008	GREENSLEEVES	2.68	W	1.60	20.46		48.13		104.95		127.42
Warwick R7		20221008	ROMAN HEIR	2.08	W	1.03	21.49	7.91	56.04	30.50	135.45		127.42
Caulfield R9		20221008	I WISH I WIN	2.54	L	-1.00	20.49	-2.00	54.04	-3.00	132.45	-1.55	125.87
Morphettville		20221008	RICH GINA	2.18	W	1.12	21.61		54.04		132.45		125.87

Penola R2	20221009	LUCASAYD	3.45	L	-1.00	20.61	-1.88	52.16	-3.88	128.57	-5.88	119.99
Geraldton R6	20221009	CELEVACCI	2.28	P	-1.00	19.61	-2.00	50.16	-3.00	125.57	-4.00	115.99
Geraldton R7	20221009	SHAKE BABY SHAK	2.38	P	-1.00	18.61	-2.00	48.16	-3.00	122.57	-4.00	111.99
Newcastle R 1	20221011	LAROUPE	2.48	W	1.41	20.02		48.16		122.57		111.99
Echuca R3	20221011	JET DE LUNE	2.26	P	-1.00	19.02	-1.59	46.57	-3.59	118.98	-5.51	106.48
Newcastle R 3	20221011	YOUTHFULL	2.36	W	1.29	20.31		46.57		118.98		106.48
Goulburn R6	20221011	HEADSTOCK	3.3	P	-1.00	19.31	-1.59	44.98	-3.71	115.27	-5.51	100.97
Caulfield R4	20221012	AESOP	2.82	L	-1.00	18.31	-2.00	42.98	-3.00	112.27	-4.00	96.97

Caulfield R6	20221012	MUNHAMEK	2.78	P	-1.00	17.31	-2.00	40.98	-3.00	109.27	-4.00	92.97
Caulfield R7	20221012	ECONOMICS	2.24	L	-1.00	16.31	-2.00	38.98	-3.00	106.27	-4.00	88.97
Ascot R5	20221012	CAPRICORN MAN	2.64	W	1.56	17.87		38.98		106.27		88.97
Launceston R	20221012	CHI MAZEL	2.68	P	-1.00	16.87	-1.44	37.54	-3.44	102.83	-5.51	83.46
Townsville R	20221013	HEROIC BOY	2.16	L	-1.00	15.87	-2.00	35.54	-3.00	99.83	-4.00	79.46
Kembla Gran	20221013	ON THE BEACH	2.42	L	-1.00	14.87	-2.00	33.54	-3.00	96.83	-4.00	75.46
Townsville R	20221013	SARANDOS	2.94	W	1.84	16.71		33.54		96.83		75.46
Kembla Gran	20221013	RUSSBUSS	2.66	W	1.58	18.29	11.32	44.86		96.83		75.46
Kembla Gran	20221013	KAYOBI	3.1	W	2.00	20.28		44.86	49.58	146.41		75.46
Kembla Gran	20221013	SEBRENCO	3.1	W	2.00	22.28	13.96	58.82		146.41	179.21	254.67
Moe R5	20221014	ARKTIKA	2.38	W	1.31	23.59		58.82		146.41		254.67
Taree R5	20221014	LITTLE BEGINNING	2.14	W	1.08	24.67	7.29	66.11	32.78	179.19		254.67
Moe R9	20221014	SAVANNAH CLOU	2.02	L	-1.00	23.67	-2.00	64.11	-3.00	176.19	-2.56	252.11
Pakenham R 1	20221014	MAGIC TIME	2.46	W	1.39	25.06		64.11		176.19		252.11
Pakenham R 6	20221014	TAHLEQUAH	2.06	L	-1.00	24.06	-1.61	62.50	-3.61	172.58	-5.61	246.50
Caulfield R2	20221015	CAP DE JOIE	2.12	P	-1.00	23.06	-2.00	60.50	-3.00	169.58	-4.00	242.50
Hobart R5	20221015	NICCO THE GREEK	2.46	P	-1.00	22.06	-2.00	58.50	-3.00	166.58	-4.00	238.50
Ascot R1	20221015	ALL THE KINGS M	2.04	W	0.99	23.05		58.50		166.58		238.50
Ballarat R6	20221015	HIT THE MOON	2.24	L	-1.00	22.05	-2.01	56.49	-4.01	162.57	-6.01	232.49
Randwick R7	20221015	NATURE STRIP	2.04	L	-1.00	21.05	-2.00	54.49	-3.00	159.57	-4.00	228.49
Randwick R9	20221015	ELLSBERG	3	W	1.90	22.95		54.49		159.57		228.49
Toowoomba	20221015	IRISH SALLY	2.2	L	-1.00	21.95	-1.10	53.39	-3.10	156.47	-5.10	223.39
Eagle Farm R	20221015	SWEET MARGOT M	3.1	P	-1.00	20.95	-2.00	51.39	-3.00	153.47	-4.00	219.39
Toowoomba	20221015	GAIUS	2.14	L	-1.00	19.95	-2.00	49.39	-3.00	150.47	-4.00	215.39
Ascot R9	20221015	DEVOTED	2.06	L	-1.00	18.95	-2.00	47.39	-3.00	147.47	-4.00	211.39

Toowoomba	20221015	VISUAL ELEMENT	2.06	W	1.01	19.95		47.39		147.47		211.39
Lismore R4	20221016	DEELOSH	2.18	L	-1.00	18.95	-1.99	45.40	-3.99	143.48	-5.99	205.40
Nowra R5	20221016	MIDNIGHT OASIS	2.1	W	1.05	20.00		45.40		143.48		205.40
Pakenham R5	20221016	IM INNOCENT	2.62	W	1.54	21.54	8.32	53.72		143.48		205.40
Kalgoorlie R5	20221016	MACK MACK	2.5	W	1.43	22.96		53.72	33.66	177.14		205.40
Kalgoorlie R6	20221016	NO WHISPERING	2.98	L	-1.00	21.96	-1.58	52.14	-3.00	174.14	13.11	218.51
Muswellbrook	20221017	MISS FABERGE	2.46	P	-1.00	20.96	-2.00	50.14	-3.00	171.14	-4.00	214.51
Casterton R1	20221018	PIERRANHA	2.6	L	-1.00	19.96	-2.00	48.14	-3.00	168.14	-4.00	210.51
Grafton R2	20221018	PROOST	2.52	W	1.44	21.41		48.14		168.14		210.51
Casterton R2	20221018	DYERVILLE	2.84	W	1.75	23.15	10.66	58.80		168.14		210.51
Grafton R4	20221018	JABBAR	3.15	P	-1.00	22.15	-2.00	56.80	2.60	170.74	-0.40	210.11
Grafton R5	20221018	DALTORO	2.24	L	-1.00	21.15	-2.00	54.80	-3.00	167.74	-4.00	206.11
Cairns R4	20221018	MILLVALE	2.44	L	-1.00	20.15	-2.00	52.80	-3.00	164.74	-4.00	202.11
Grafton R6	20221018	JUSTADUDE	3.3	L	-1.00	19.15	-2.00	50.80	-3.00	161.74	-4.00	198.11
Grafton R7	20221018	ANOTHER SPIRIT	2.06	W	1.01	20.16		50.80		161.74		198.11
Cairns R6	20221018	NEVER CRY	2.08	W	1.03	21.19	6.13	56.93		161.74		198.11
Warwick Farm	20221019	GOLDEN AGE	2.68	W	1.60	22.78		56.93	27.99	189.73		198.11
Geelong R6	20221019	MINSK MOMENT	2.96	W	1.86	24.64	11.57	68.50		189.73	108.00	306.11
Ascot R1	20221019	JURUENA GOLD	2	P	-1.00	23.64	-2.00	66.50	-3.14	186.59	-4.00	302.11
Wagga R8	20221019	SUPER HELPFUL	3	W	1.90	25.54		66.50		186.59		302.11
Hawkesbury	20221020	RED CARD	2.62	W	1.54	27.08	11.34	77.84		186.59		302.11
Geraldton R5	20221020	SOFIAS SYMPHON	3.2	W	2.09	29.17		77.84	36.34	222.93		302.11
Cranbourne R	20221021	MCTAGGART	2.62	W	1.54	30.71	12.01	89.85		222.93	85.73	387.84
Sunshine Coast	20221021	HILLCREST AVENU	2.1	W	1.05	31.76		89.85		222.93		387.84
Gosford R4	20221021	LOUD	2.04	W	0.99	32.75	6.09	95.94	24.71	247.64		387.84

Launceston R	20221021	OLE OLA	2.48	W	1.41	34.15		95.94		247.64		387.84
Launceston R	20221021	WARICA	2.4	W	1.33	35.48	8.67	104.61		247.64	85.65	473.49
Gawler R1	20221021	LAKE TITICACA	2.46	W	1.39	36.87		104.61	32.90	280.54		473.49
Gawler R7	20221021	MONTIGN	2.62	W	1.54	38.41	9.59	114.20		280.54		473.49
Launceston R	20221021	QUEENBOROUGH	2.02	W	0.97	39.38		114.20		280.54		473.49
Sunshine Coast	20221021	BORN A WARRIOR	2.5	P	-1.00	38.38	-2.03	112.17	1.27	281.81	15.22	488.71
Launceston R	20221021	NEEDS TO BELON	3	L	-1.00	37.38	-2.00	110.17	-3.00	278.81	-4.00	484.71

St. Arnaud R2	20221022	MASINA	3	P	-1.00	36.38	-2.00	108.17	-3.00	275.81	-4.00	480.71
Moe R4	20221022	SEMECO	3.1	W	2.00	38.37		108.17		275.81		480.71
Moonee Valley	20221022	WILLINGA BEAST	3.05	L	-1.00	37.37	-1.01	107.16	-3.01	272.80	-5.01	475.70
Randwick R7	20221022	GOLDEN MILE	2.5	W	1.43	38.80		107.16		272.80		475.70
Moe R8	20221022	VELICINA	2.96	W	1.86	40.66	11.09	118.25		272.80		475.70
Moonee Valley	20221022	ANAMOE	2.78	W	1.69	42.35		118.25	46.12	318.92		475.70
St. Arnaud R8	20221022	VALJETA	2.96	P	-1.00	41.35	-1.31	116.94	-3.00	315.92	23.83	499.53
Doomben R1	20221022	DRIVE A DEEL	2.34	W	1.27	42.62		116.94		315.92		499.53
Ascot R6	20221022	ABOVE THE PEG	2.14	P	-1.00	41.62	-1.73	115.21	-3.73	312.19	-5.73	493.80
Ascot R8	20221022	BUSTLER	2.32	W	1.25	42.88		115.21		312.19		493.80
Sale R5	20221023	DUSSE	2.16	W	1.10	43.98	7.25	122.46		312.19		493.80
Sale R7	20221023	BERMADEZ	2.46	L	-1.00	42.98	-2.00	120.46	0.32	312.51	-2.68	491.12
Northam R4	20221023	THE DESERT FOX	2.56	W	1.48	44.46		120.46		312.51		491.12
Northam R8	20221023	STARALIGN	2.66	P	-1.00	43.46	-1.52	118.94	-3.52	308.99	-5.52	485.60

You will notice some lesser amounts in the Triple and Quartet columns that are not highlighted, they are series that did not complete due to a losing bet; however, we still savaged a profit.

**We had one run of eleven winners in a row. 18<sup>th</sup> Oct to 21<sup>st</sup> Oct.**

If using diabolical staking I will show you what the return would be.

 <b>Diabolical Staking Plan</b> <i>Using the 8th wonder of the World.</i>				 <b>USER GUIDE</b>		 <b>winningmore.com</b>	
Race No.	Date/Event Name	Odds	Outlay/Stake	Win/Loss	Retained Profit	Total Retained Profit	Actual Current Profit
1	SUPER HELPFUL	3.00	11.00	1	2.90	2.90	20.90
2	RED CARD	2.62	40.00	1	7.36	10.26	82.46
3	SOFIAS SYMPHON	3.20	102.30	1	22.75	33.02	296.26
4	MCTAGGART	2.62	294.08	1	57.77	90.78	748.85
5	HILLCREST AVENU	2.10	666.89	1	118.13	208.92	1,445.76
6	LOUD	2.04	1,165.88	1	234.85	443.77	2,597.64
7	OLE OLA	2.48	1,885.00	1	565.05	1,008.82	5,247.96
8	WARICA	2.40	3,537.49	1	1,316.57	2,325.38	9,952.82
9	LAKE TITICACA	2.46	5,927.98	1	3,142.65	5,468.03	18,174.93
10	MONTIGN	2.62	8,693.05	1	7,979.18	13,447.21	31,553.53
11	QUEENBOROUGH	2.02	8,635.45	1	8,367.75	21,814.96	39,921.28

**Yes, for a \$220.00 out lay Return Massive: \$39,921.28**

And if the last bet failed, we would have banked. \$22,918.09

Or the last two failed. So only nine winners we would have banked \$9,481.88

And what about eight winners? \$4,024.85 Profit.

OK, only seven winners? \$ 1,710.00

OK, only six winners? **We did that twice: \$712.64**

Here is the Summary if you did the 11 sequence each time, you would have Outlaid = \$3260.00 of your money.

And if you got three in a row, you would have your stake back plus a little more.

If you got four which we did a few times you would have got around \$80.00 profit.

Let us look at the three big ones.

11 Winners in a row. \$39,921.00

6 Winners in a row \$712.64

6 Winners in a row \$712.64

**Total \$41,346.28**

And that is not counting the smaller wins.

And that is one month's racing.

There is another way to use Diabolical Staking, and that adds more profit.

Please be aware that bets of the size shown in the eleven series would be impossible to get on, so you must be realistic in what you target.

You can do a ten race series with a total spend of \$10.00

And realise a return like.....



## THIS IS A \$10.00 RISK. 10 RACES:

							
Race No.	Date/Event Name	Odds	Outlay/Stake	Win/Loss	Retained Profit	Total Retained Profit	Actual Current Profit
1	SUPER HELPFUL	3.00	1.00	1	0.29	0.29	1.90
2	RED CARD	2.62	3.61	1	0.74	1.03	7.46
3	SOFIAS SYMPHON	3.20	9.14	1	2.28	3.30	26.56
4	MCTAGGART	2.62	25.94	1	5.78	9.08	66.48
5	HILLCREST AVENU	2.10	57.78	1	11.81	20.89	126.86
6	LOUD	2.04	98.27	1	23.49	44.38	223.95
7	OLE OLA	2.48	151.99	1	56.51	100.88	437.65
8	WARICA	2.40	265.81	1	131.66	232.54	791.17
9	LAKE TITICACA	2.46	387.79	1	314.26	546.80	1,329.03
10	MONTIGN	2.62	379.85	1	584.58	1,131.39	1,913.62

## Yes, that is \$1,913.62 Profit on a \$10.00 outlay!

The options are unlimited you can run rolling series and would turbo charge results.

Here is a small sample, then I will leave you alone.

Let us say we like quartets, and you know we got six, in the month. However, if we had a rolling ball, it would look like this.

We are running four series at a time.

Port Macquarie	20221008	AUZSTAR	3.2	W	2.09	14.25		26.38		56.42		-8.48
Randwick R6	20221008	OPAL RIDGE	2.64	W	1.56	15.81	12.11	38.49		56.42		-8.48
Manangatang	20221008	HAY CLIFFY	2.9	W	1.81	17.61		38.49	48.53	104.95		-8.48
Caulfield R7	20221008	ANAMOE	2.32	W	1.25	18.87	9.64	48.13		104.95	135.90	127.42
Gold Coast R	20221008	GREENSLEEVES	2.68	W	1.60	20.46		48.13		104.95		127.42
Warwick R7	20221008	ROMAN HEIR	2.08	W	1.03	21.49	7.91	56.04	30.50	135.45		127.42

In the above example we had six winners, but only one complete quartet.

So here is how a rolling quartet goes.

Auzstar race is the start.

**Session 1**

Race No.	Date/Event Name	Odds	Outlay/Stake	Win/Loss	Retained Profit	Total Retained Profit	Actual Current Profit
1	AUZSTAR	3.20	4.00	1	3.09	3.09	8.36
2	OPAL RIDGE	2.64	13.27	1	7.90	10.99	29.03
3	HAY CLIFFY	2.90	26.95	1	22.17	33.17	77.68
4	ANAMOE	2.32	46.43	1	58.22	91.39	135.90

\$135.90 Profit.

**Session 2**

Race No.	Date/Event Name	Odds	Outlay/Stake	Win/Loss	Retained Profit	Total Retained Profit	Actual Current Profit
1	OPAL RIDGE	2.64	4.00	1	2.56	2.56	6.23
2	HAY CLIFFY	2.90	11.67	1	7.18	9.73	27.30
3	ANAMOE	2.32	27.01	1	16.17	25.91	61.18
4	GREENSLEEVES	2.68	38.98	1	62.21	88.12	123.39

\$123.39 Profit.

**Session 3**

Race No.	Date/Event Name	Odds	Outlay/Stake	Win/Loss	Retained Profit	Total Retained Profit	Actual Current Profit
1	HAY CLIFFY	2.90	4.00	1	2.81	2.81	7.22
2	ANAMOE	2.32	12.42	1	6.32	9.13	22.79
3	GREENSLEEVES	2.68	22.86	1	16.41	25.54	59.27
4	ROMAN HEIR	2.08	37.79	1	38.78	64.32	98.04

\$98.04 Profit

**Session 4**

Race No.	Date/Event Name	Odds	Outlay/Stake	Win/Loss	Retained Profit	Total Retained Profit	Actual Current Profit
1	ANAMOE	2.68	4.00	1	2.60	2.60	6.38
2	GREENSLEEVES	2.08	11.79	1	5.26	7.86	18.48
3	ROMAN HEIR	2.54	20.03	1	12.95	20.81	47.78
4	I WISH I WIN	2.54	32.52	0		15.26	15.26

Profit \$15.26, this one only had three winners.

**Session 5**

Race No.	Date/Event Name	Odds	Outlay/Stake	Win/Loss	Retained Profit	Total Retained Profit	Actual Current Profit
1	GREENSLEEVES	2.68	4.00	1	2.60	2.60	6.38
2	ROMAN HEIR	2.08	11.79	1	5.26	7.86	18.48
3	I WISH I WIN	2.54	20.03	0		-1.55	-1.55

Only 2 winners, Slight loss = \$1.55

Last Bet in the series. Only one winner.

**Session 6**

Race No.	Date/Event Name	Odds	Outlay/Stake	Win/Loss	Retained Profit	Total Retained Profit	Actual Current Profit
1	GREENSLEEVES	2.68	4.00	1	2.60	2.60	6.38
2	ROMAN HEIR	2.08	11.79	0		-5.40	-5.40

Loss of \$5.40

The six winners, bet as rolling Quartets made:

Session 1. \$135.90

Session 2. \$123.39

Session 3. \$ 98.04

Session 4. \$ 15.26

Session 5. \$ -1.55

Session 6. \$ -5.40

Total: \$365.64

This staking plan works on football, dogs, and horses as we have shown you.



[Click here to see more on the Diabolical Staking Plan.](#)

Available in Excel or Cloud format.

Thanks for your time today, we hope you now see how staking can improve returns.

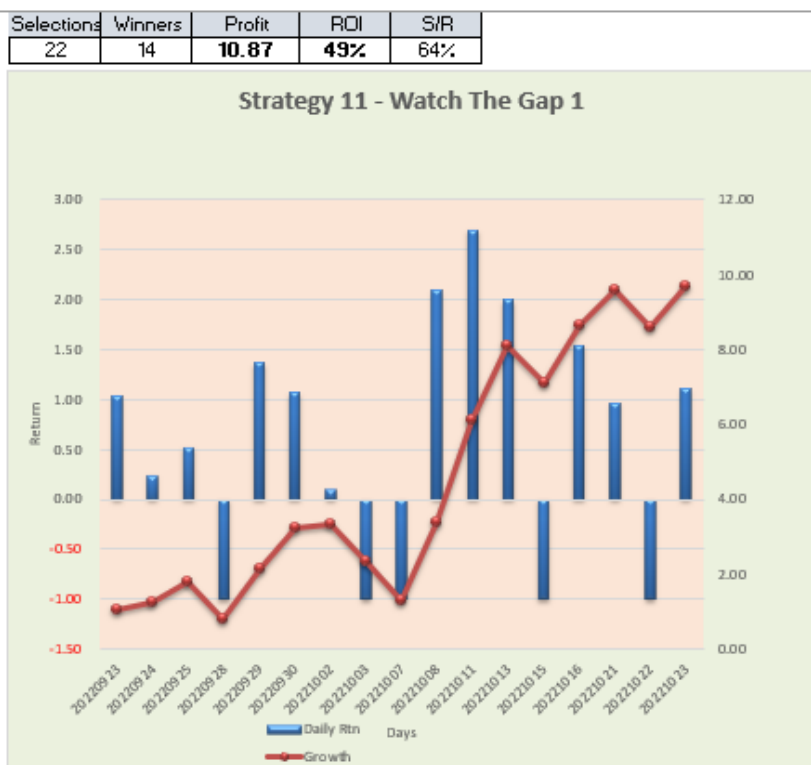
If you want to drill down deeper then have a look at these returns.

64% Strike Rate, 49% ROI

These are the Watch The Gap Horses starting after a spell. Marked in the form guide with X.

### Strategy 11 - Watch The Gap 1

Date	TR	Daily Rtn	Growth
20220923		1.03	1.03
20220924		0.24	1.26
20220925		0.52	1.78
20220928		-1.00	0.78
20220929		1.37	2.15
20220930		1.06	3.21
20221002		0.10	3.32
20221003		-1.00	2.32
20221007		-1.00	1.32
20221008		2.09	3.41
20221011		2.70	6.10
20221013		2.00	8.10
20221015		-1.00	7.10
20221016		1.54	8.64
20221021		0.97	9.61
20221022		-1.00	8.61
20221023		1.10	9.71
<b>Grand Total</b>		<b>9.71</b>	



Watch The Gap Runners  
Starting after a spell.

Track	Date	Name	Back Odd	Winner	Double	Triple	Quartet	Level	
Goulburn R6	20220923	SELOUS	2.08	W				1.03	
Newcastle R3	20220924	PERICLES	2.3	W	7.10			1.24	
Morphettville R3	20220924	POMPEII EMPIRE	2.5	L	-2.00	-0.42	-3.42	-1.00	
Sunshine Coast R3	20220925	INVINOVICH	2.6	W				1.52	
Devonport R2	20220925	WARICA	2.44	P	-1.48	-3.48	-5.48	-1.00	
Sunshine Coast R1	20220928	COUNT DA BEANS	2.14	P	-2.00	-3.00	-4.00	-1.00	
Gatton R2	20220929	GRAPHITE MIST	2.44	W				1.37	
Ballarat R2	20220930	STARZ BARWON	2.12	W	7.38			1.06	
Narrandera R3	20221002	SMOKIN COD	2.16	W		25.24		1.10	
Northam R2	20221002	SENTIMENTAL BELLE	2.18	L	-1.90	-3.00	11.15	-1.00	
Pakenham R5	20221003	DILLINGER	2.6	P	-2.00	-3.00	-4.00	-1.00	
Port Macquarie R1	20221007	EDGE OF REWARD	2.06	P	-2.00	-3.00	-4.00	-1.00	
Port Macquarie R5	20221008	AUZSTAR	3.2	W				2.09	
Newcastle R1	20221011	LAROUPE	2.48	W	11.34			1.41	
Newcastle R3	20221011	YOUTHFULL	2.36	W		38.35		1.29	
Kembla Grange R7	20221013	KAYOBI	3.1	W	11.15		128.98	2.00	
Ascot R9	20221015	DEVOTED	2.06	L	-2.00	-2.96	-4.00	-1.00	
Pakenham R5	20221016	IM INNOCENT	2.62	W				1.54	
Launceston R8	20221021	QUEENBOROUGH FLYE	2.02	W	7.48			0.97	
Ascot R6	20221022	ABOVE THE PEG	2.14	P	-2.00	1.13	-1.92	-1.00	
Sale R5	20221023	DUSSE	2.16	W		3.31	4.41	1.10	
<b>All 3 diabolical Staking Bettered Level Staking. Winner Quartet at 140% ROI.</b>					<b>Profit</b>	<b>29.07</b>	<b>49.17</b>	<b>117.72</b>	<b>9.71</b>
					<b>Outlay</b>	42.00	63.00	84.00	21.00
					<b>ROI</b>	69%	78%	140%	46%

Once again Quartet staking did well. With a series in progress still.

ROI was 140%, on a spend of \$84.00 it returned \$117.72 Profit.

Followed by Triples at 78% ROI.

Doubles 69% ROI

And finally Level staking at 46%

After 15 Months, we finally have the Watch The Gap Bot.

You can see what it does Click on the link.

<https://www.watch-thegap.com>

The bot has 4 staking plans.

Many thanks.

Steve Davidson

[www.winningmore.com](http://www.winningmore.com)

[www.winners-edge.com](http://www.winners-edge.com)

[www.stakinghq.com](http://www.stakinghq.com)

2022-24 © [www.watch-thegap.com](http://www.watch-thegap.com)